

BENIF

Endless transformations
for your interiors

Collection 2025 – 2026

Architectural Film

CONTENTS

ECO-FRIENDLY CERTIFICATION 06

NEW PRODUCT 08

COLOR COORDINATION 10

SOLID

SOLID 12

EMBOSS 16

MISTY 19

SOFT TOUCH 22

DUAL 24

METAL 26

WOOD

CLASSIC WOOD 32

GENUINE WOOD 42

BIG WOOD 50

TEXTURE WOOD 60

PREMIUM WOOD 64

WOOD 72

STONE / TEXTILE

BIG STONE 82

STONE 86

CONCRETE / MORTAR 89

STUCCO 92

MARBLE 94

TEXTILE 96

LEATHER 99

OUTDOOR 100

CERTIFICATION & TEST REPORT 102

INSTALLATION INSTRUCTIONS 104

● Flame Retardant

● Non-Flame Retardant

▣ WINDOW + BENIF

▣ DOOR + BENIF

▣ BORTE + BENIF

ⓘ Be sure to follow the application instructions at the back of the sample book for the relevant color.



Discover various information about LX Hausys Architectural Film online.
<https://www.lxhausys.com/gl/products/benif-interior-film>



Please check the repeated images of LX Hausys Architectural Film.
<https://www.lxhausys.com/gl/products/benif-interior-film/benif-finder>

BENIF

Everything you could ever long for
in a space is made possible
with BENIF.

ECO-FRIENDLY CERTIFICATION

LX Hausys Architectural Film thinks about the environment in mind.

LX Hausys flame-retardant Architectural Film has switched from PE(polyethylene) coating, which makes recycling less feasible, to clay-based one for release paper while facilitating the elimination of air bubbles that may occur during installation, significantly enhancing recyclability all while maintaining exceptional workability.

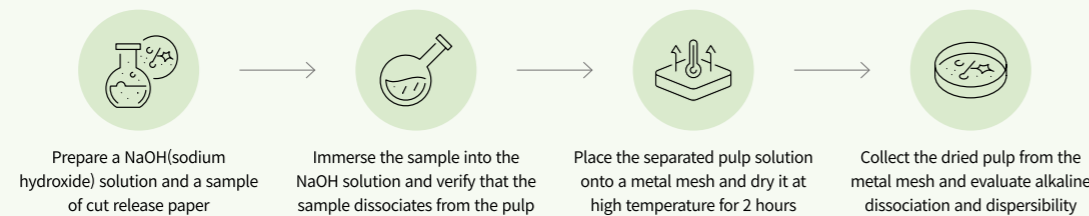
LX Hausys flame-retardant Architectural Film



Ensuring recyclability (release paper)

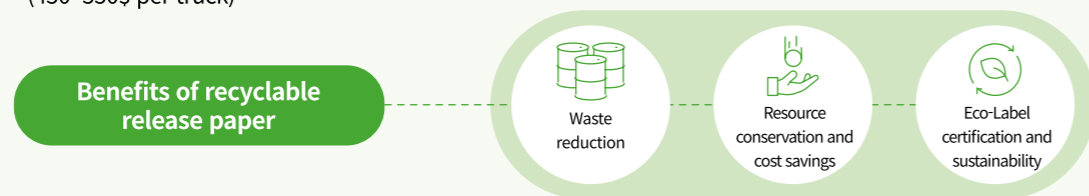
Passing the 'alkaline dissociation' test in the 'EL103(2023) Paper Adhesive Tape and Paper Adhesive Sheet' category is mandatory for any product to be recognized for recyclability under the Eco-Label certification program. **LX Hausys flame-retardant Architectural Film successfully met the relevant criteria.**

Alkaline Dissociation Test



Eliminating waste disposal costs by switching to recyclable release paper

- Adopting recyclable release paper is expected to yield savings in waste handling costs
- Conventional release paper requires separate waste disposal using 2.5-ton freight trucks (450~550\$ per truck)



“ INTERVIEW ”

Reducing waste disposal costs made possible through recyclable release paper_CEO of a louver manufacturer
Fabricating louvers for construction involves the use of Architectural Film, and disposing of the release paper generated as waste afterwards costs between 450~550\$ per 2.5-ton truck. If recyclable release paper is made available, this breakthrough development will help us reduce costs, conserve valuable resources, and protect the environment.

※ The figures and data presented in this interview reflect the circumstances of one specific company and may vary for others.

LX Hausys Architectural Film designed for customers in mind.

LX Hausys flame-retardant Architectural Film maintains the contents of hazardous substances within permissible safety standards. Additionally, periodic product evaluations and reliability assessments are conducted through in-house testing and manufacturing facilities, ensuring the consistent supply of human friendly products.

Strengthen the use of Eco-Labeled products


According to the revision of the Environmental Health Act in 2022, the Environmental Safety Management Standards for Children's Active Spaces was strengthened, and the government will examine 1,331 kindergartens, elementary schools, and special schools by December 31, 2025 for compliance with environmental safety management standards, is planning to improve and create a safe and pleasant educational environment from environmental hazards. These institutions are required to submit their Eco-Label certificate, product purchase statement, photos taken before, during, and after installation, and product images as evidences of their use of Eco-Labeled products.

* Extracted from the 2024 Children's Activity Space Facility Improvement Support Plan, Environmental Support Division, Health and Safety Promotion Center, Seoul Metropolitan Office of Education

Key requirements for Eco-Label certification (EL252 Decorative Synthetic Resin Sheet)

Minimize hazardous substances


Content of hazardous heavy metals



Total phthalate content



VOC emissions



Toluene and formaldehyde emissions



Requirements for release paper

The release paper used in the product should meet one of the following requirements.

1. The release paper should be manufactured using Eco-Labeled base paper.
2. **Laminated paper that is not readily retrievable and recyclable as paper should not be used, and the release agent should ensure alkali dissociation and alkali dispersibility(or water solubility and water dispersibility).**
3. If PET(polyethylene terephthalate) is used, it should be made from 100% recycled raw materials.

LX Hausys flame-retardant Architectural Film achieved **the Eco-Label certification** by minimizing hazardous substances and adopting release paper that is both retrievable and recyclable.

Certified Products

PW(Classic Wood), BW(Big Wood), NW(Premium Wood), TW(Texture Wood), BM(Big Stone), CW/DW/SW(Wood), DP/NV(Dual), EL(Concrete/Mortar), ML/NS(Stone), RP/MS(Metal), RGM/RS(Solid), ST(Soft Touch), SF(Textile), SM(Misty)

※ Phthalate-based substances were not used and caution is advised as these products have not been verified for safety when in contact with food.

(Rationale for the Eco-Label certification: Reduction of hazardous substances and mitigation of pollution in the living environment)

NEW PRODUCT



BENIF의 2025년 신제품 컬렉션을 만나보세요.

독보적인 텍스처의 WOOD부터 모던함이 돋보이는 SOLID와 METAL, 트렌디한 디자인의 스톤, 그리고 옥외 환경에 적합한 아웃도어 제품까지 새롭게 다양해진 라인업을 소개합니다.


We are pleased to unveil our new 2025 BENIF collection.

This collection features new additions and greater diversity, from Wood offerings with unrivaled textures and Solid and Metal offerings with prominent modern aesthetics to Stone with on-trend designs and outdoor products perfectly suited for any outdoor environment.



GENUINE WOOD
제뉴인 우드

P.42




TEXTURE WOOD
텍스처 우드

P.60



SOFT TOUCH
소프트 터치

P.22



METAL
메탈

P.26



STONE / CONCRETE / MORTAR
스톤 / 콘크리트 / 모르타르

P.86-89-90



OUTDOOR
아웃도어

P.100

※ 상기 이미지 안의 제품 패턴과 색상은 실제 제품과 차이가 있을 수 있음을 알려드립니다.
※ Please note that the pattern and color of the product in the above image may differ from the actual product.

COLOR COORDINATION

베니프 BENIF
창호 WINDOW
도어 DOOR
보르떼 BORTE




STE05 / EW635 / ES182
WAQ76-60W
LX203
SSM06

BENIF와 맞춤 시공할 수 있는 제품 라인업을 소개합니다. LX하우스의 다양한 제품들과 매치하여 깔끔하고 조화로운 인테리어를 완성해 보세요.

We are excited to introduce the product offerings designed for customized installation within the BENIF collection. Compatible with a variety of LX Hausys products, these offerings provide seamless and harmonious interior solutions.


WINDOW + BENIF

WAQ76-60W ES182	N0904-G9C NE124	NCBS2-60W ES185
WAR89-60W ES183	AJ104-G9W NE127	KAFM8-2FW ES170
WAU51-60W ES184	N0903-G9C NE125	KAEC4-G9W ES186
WAP97-G9W ES174	N0901-G9C NE126	KDB86-G9W ES175




DOOR + BENIF

LX111 ES171	LX154 ES128	LX331 ES173
LX112 ES130	LX165 ES165	LX411 ES160
LX113 ES56	LX168 ES168	LX431 ES162
LX114 ES181	LX201 EW633	LX511 ES159
LX122 ES176	LX202 EW626	LX531 ES161
LX133 ES172	LX203 EW635	
LX135 ES135	LX311 ES174	



BORTE + BENIF

SDP01 ES180	SSM02 STE02	STN04 EW469
SDP02 ES69	SSM03 ES57	STN05 EW466
SDP06 ES131	SSM04 ES176	STN06 BW028
SDP07 ES181	SSM06 STE05	STN07 SE013
SDP08 ES181	SSM07 ES135	STN08 SE006
SDP09 ES56	SSM08 ES128	HGS01 ES69
SDT01 ES180	SSM09 ES165	HGS02 ES181
SDT02 ES71	SSM10 ES51	HGS03 ES133
SDT04 ES180	SSM11 ES68	HGS04 ES121
SDT05 ES57	STN01 EW182	HGS05 ES51
SSM01 STE01	STN03 EW557	



SOLID

솔리드



베이직한 기본 컬러부터 분위기를 살리는 포인트 컬러까지, 보다 다양해진 BENIF의 SOLID 라인업으로 취향에 맞는 공간을 완성해 보세요.

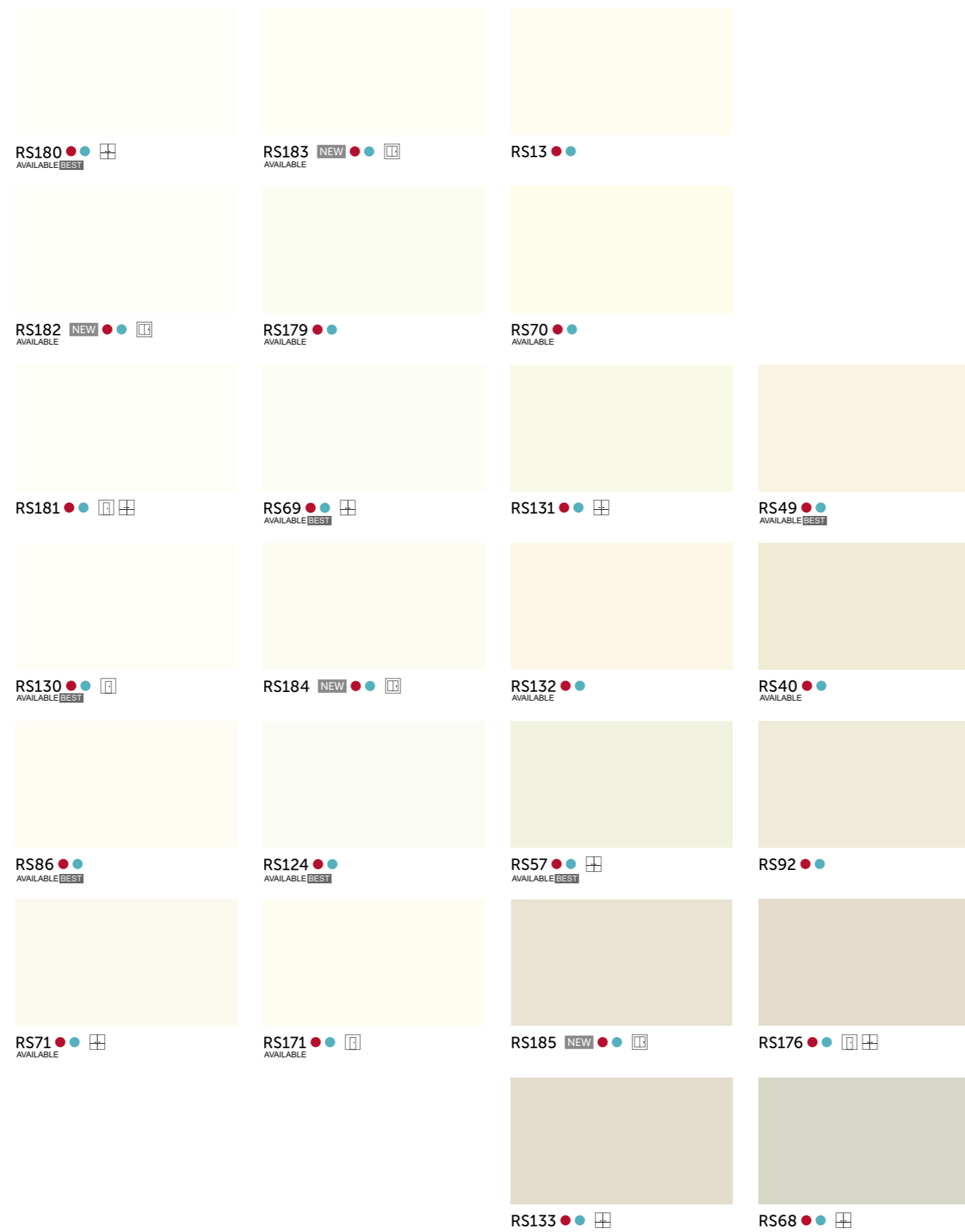
BENIF's Solid portfolio is enriched with increased diversity ranging from basic colors to accent hues that infuse energy into the space, assisting you on your design journey to create a space tailored to your unique taste.



RS127 / RS183

SOLID

솔리드



창호 코디네이션 컬러 WINDOW + BENIF
 도어 코디네이션 컬러 DOOR + BENIF
 보드 코디네이션 컬러 BORTE + BENIF

※ 컬러의 단위 무늬(반복 무늬)와 확대 이미지들을 On-Line에서 만나보세요.
 (On-Line 상의 이미지들은 실제 색상과 다를 수 있으나, 실물을 반드시 확인해 보세요.)



※ See the unit pattern(repeated pattern) of colors and their enlarged images online.
 (Please make sure you check the actual product as online images may differ from the actual colors.)




※ 상기 이미지 안의 제품 패턴과 색상은 실제 제품과 차이가 있을 수 있음을 알려드립니다.
 ※ Please note that the pattern and color of the product in the above image may differ from the actual product.

EMBOSS

엠보스

결이 살아있는 우드부터 모던한 고급스러움이 돋보이는 회벽까지, 다양한 텍스처를 살린 엠보스 라인으로 공간에 새로운 변화를 더해보세요.
From wood with lifelike grains to plastered walls conveying modern sophistication, our Emboss portfolio presents a diverse array of textures to add refreshing aesthetics to your space.




RS174 ●● [] []




RS116 ●●
AVAILABLE




RS104 ●●




RS105 ●●




RS170 ●● []
AVAILABLE




RS173 ●● []



RS186 NEW ●● []




RS103 ●●
AVAILABLE



RS175 ●● []




RS108 ●●




RS107 ●●
AVAILABLE




RS106 ●●




RSJD1 ●●
AVAILABLE




RS150 ●●
AVAILABLE




RSP01 ●●



RS98 ●●
AVAILABLE



RS159 ●● []
AVAILABLE



RS161 ●● []
AVAILABLE

[] 창호 코디네이션 컬러 WINDOW + BENIF


[] 도어 코디네이션 컬러 DOOR + BENIF

[] 보드 코디네이션 컬러 BORTE + BENIF


※ 컬러의 단위 무늬(반복 무늬)와 확대 이미지들을 On-Line에서 만나보세요.
(On-Line 상의 이미지들은 실제 색상과 다를 수 있으니, 실물을 반드시 확인해 보세요.)




※ See the unit pattern(repeated pattern) of colors and their enlarged images online.
(Please make sure you check the actual product as online images may differ from the actual colors.)



RSM01 NEW ●●
AVAILABLE




RSM04 NEW ●●
AVAILABLE




RS144 ●●
AVAILABLE BEST




RS101 ●●
AVAILABLE BEST




RS145 ●●
AVAILABLE




RS138 ●●
AVAILABLE BEST



RS160 ●● []
AVAILABLE BEST




RS140 ●●



RS139 ●●
AVAILABLE



RS162 ●● []



RS142 ●●

※ 상기 이미지 안의 제품 패턴과 색상은 실제 제품과 차이가 있을 수 있음을 알려드립니다.
※ Please note that the pattern and color of the product in the above image may differ from the actual product.

EMBOSS

엠보스




RGM12 ●●



RGM05 ●●




RGM13




RGM13 ●●




RGM03 ●●




RGM02 ●●



RGM14 ●●



RGM15 ●●



RGM16 ●●

MISTY

미스티

부드럽고 화사한 미스티 라인으로 트렌디한 공간을 연출해 보세요. 패브릭, 회벽, 페인팅 베이스에 화이트로 도장한 듯 자연스러운 텍스처를 느낄 수 있습니다. Our Misty portfolio, with its delicate and vibrant look and feel, renders your space even more trendy. Experience natural textures that resemble white-painted finishes on fabric, plaster or painted surfaces.




SM019




SM017 NEW ●●
AVAILABLE



SM018 NEW ●●
AVAILABLE



SM019 NEW ●●
AVAILABLE



SM020 NEW ●●
AVAILABLE

※ 상기 이미지 안의 제품 패턴과 색상은 실제 제품과 차이가 있을 수 있음을 알려드립니다.
※ Please note that the pattern and color of the product in the above image may differ from the actual product.

MISTY

미스티



60X52mm

SM013 ●● ⊕
AVAILABLE




SM014 ●●



SM010 / SM013



SM005 ●●
AVAILABLE




SM006 ●● ⊕




SM015 ●●



SM008 ●●



SM007 ●●



SM016 ●●

창호 코디네이션 컬러 WINDOW + BENIF

도어 코디네이션 컬러 DOOR + BENIF

보드 코디네이션 컬러 BORTE + BENIF

※ 컬러의 단위 무늬(반복 무늬)와 확대 이미지들을 On-Line에서 만나보세요.
(On-Line 상의 이미지들은 실제 색상과 다를 수 있으나, 실물을 반드시 확인해 보세요.)



※ See the unit pattern(repeated pattern) of colors and their enlarged images online.
(Please make sure you check the actual product as online images may differ from the actual colors.)




SM001 ●●



SM003 ●●



SM011 ●●



SM009 ●●



SM010 ●●
AVAILABLE



SM012 ●●
AVAILABLE



SM005 / SM012

※ 상기 이미지 안의 제품 패턴과 색상은 실제 제품과 차이가 있을 수 있음을 알려드립니다.

※ Please note that the pattern and color of the product in the above image may differ from the actual product.

SOFT TOUCH

소프트 터치

미니멀한 색감에 고급스러운 특수 표면 처리로 부드러운 텍스처를 살린 소프트 터치 시리즈로 아늑한 분위기를 연출해 보세요.

Our Soft Touch portfolio captures smooth textures by combining minimalist colors with sophisticated special surface treatment, creating a cozy and inviting space for you.

창호 코디네이션 컬러 WINDOW + BENIF


도어 코디네이션 컬러 DOOR + BENIF

보드 코디네이션 컬러 BORTE + BENIF


※ 컬러의 단위 무늬(반복 무늬)와 확대 이미지를 On-Line에서 만나보세요.
(On-Line 상의 이미지들은 실제 색상과 다를 수 있으니, 실물을 반드시 확인해 보세요.)




※ See the unit pattern(repeated pattern) of colors and their enlarged images online.
(Please make sure you check the actual product as online images may differ from the actual colors.)



ST001 NEW AVAILABLE




ST002 NEW AVAILABLE




ST003 NEW AVAILABLE




ST004 NEW AVAILABLE



ST006 NEW AVAILABLE



ST005 NEW AVAILABLE



ST007 NEW AVAILABLE



ST008 NEW AVAILABLE

※ 상기 이미지 안의 제품 패턴과 색상은 실제 제품과 차이가 있을 수 있음을 알려드립니다.

※ Please note that the pattern and color of the product in the above image may differ from the actual product.




ST002 / ST007




DUAL

듀얼


빛의 각도에 따른 은은한 변화가 돋보이는 듀얼펄의 우아함으로 공간에 새로운 느낌을 더해보세요.
 Characterized by subtle changes in sync with the angle of light, the elegance of our Dual Pearl portfolio brings fresh aesthetics to your space.




DP001 ●
AVAILABLE



DP002 ●
AVAILABLE



DP003 ●
AVAILABLE




DP004 ●
AVAILABLE




DP005



DP007 ● NEW
AVAILABLE



DP005 ●
AVAILABLE



DP006 ●
AVAILABLE

※ 제품이 보는 방향에 따라 색상이 다르게 보이므로 정확한 색상 확인을 원하실 경우, 구매 전 실제 제품을 확인해 보세요.
 ※ The product's color can appear different depending on the viewing angle, so it is recommended to check the actual product before purchasing if you want to confirm its accurate color.

※ 컬러의 단위 무늬(반복 무늬)와 확대 이미지를
 On-Line에서 만나보세요.
 (On-Line 상의 이미지들은 실제 색상과 다를 수
 있으니, 실물을 반드시 확인해 보세요.)



※ See the unit pattern(repeated pattern) of colors
 and their enlarged images online.
 (Please make sure you check the actual product as
 online images may differ from the actual colors.)



NV001



NV005 ●




NV006 ●



NV001 ●
AVAILABLE



NV003 ●
AVAILABLE



NV004 ●
AVAILABLE



NV002 ●
AVAILABLE

※ 상기 이미지 안의 제품 패턴과 색상은 실제 제품과 차이가 있을 수 있음을 알려드립니다.
 ※ Please note that the pattern and color of the product in the above image may differ from the actual product.

METAL

메탈

모던하게, 또는 화려하게. 취향에 맞는 메탈로 나만의 공간을 꾸며보세요.

Choose your favorite from our Metal portfolio, whether modern or spectacular, to create a space that reflects your personal style.


※ 컬러의 단위 무늬(반복 무늬)와 확대 이미지들을 On-Line에서 만나보세요.
(On-Line 상의 이미지들은 실제 색상과 다를 수 있으나, 실물을 반드시 확인해 보세요.)




※ See the unit pattern(repeated pattern) of colors and their enlarged images online.
(Please make sure you check the actual product as online images may differ from the actual colors.)




MS20 / SN008



SN002 **NEW** ● ● ● ●
AVAILABLE



SN007 **NEW** ● ● ● ●



SN010 **NEW** ● ● ● ●
AVAILABLE

LX하우스만의 Direct Emboss 기술로 완성한 메탈 제품으로 차별화된 텍스처를 경험해 보세요.

Experience the distinctive textures of metal products perfected with LX Hausys' exclusive Direct Emboss technology.



DE001 **NEW** ●




DE002 **NEW** ●


※ DE 제품의 구매를 원하시면 가까운 대리점으로 문의 부탁드립니다.
※ 상기 이미지 안의 제품 패턴과 색상은 실제 제품과 차이가 있을 수 있음을 알려드립니다.
※ DE : If you wish to make a purchase, please inquire at your nearest vendor.
※ Please note that the pattern and color of the product in the above image may differ from the actual product.

METAL


메탈




SN001 NEW AVAILABLE



SN008 NEW AVAILABLE




SN004 NEW AVAILABLE BEST




SN006 NEW AVAILABLE



SN005 NEW AVAILABLE



SN009 NEW AVAILABLE



SN003 NEW AVAILABLE



28 SN005 / RP57


※ 컬러의 단위 무늬(반복 무늬)와 확대 이미지를 On-Line에서 만나보세요.
(On-Line 상의 이미지들은 실제 색상과 다를 수 있으니, 실물을 반드시 확인해 보세요.)



※ See the unit pattern(repeated pattern) of colors and their enlarged images online.
(Please make sure you check the actual product as online images may differ from the actual colors.)



SN001 / SN006




MS21 AVAILABLE




MS19 AVAILABLE BEST




MS01 AVAILABLE



RP08 AVAILABLE



RP04 AVAILABLE BEST



RP57 AVAILABLE

※ 상기 이미지 간의 제품 패턴과 색상은 실제 제품과 차이가 있을 수 있음을 알려드립니다.
※ Please note that the pattern and color of the product in the above image may differ from the actual product.

METAL

메탈



RP42 ●●
AVAILABLE BEST




RP54 ●●
AVAILABLE



RP55 ●●



RP03 ●●
AVAILABLE



MS20 ●●
AVAILABLE BEST



RP49 ●●
AVAILABLE



MS20 / RP56


※ 컬러의 단위 무늬(반복 무늬)와 확대 이미지들을 On-Line에서 만나보세요.
(On-Line 상의 이미지들은 실제 색상과 다를 수 있으니, 실물을 반드시 확인해 보세요.)




※ See the unit pattern(repeated pattern) of colors and their enlarged images online.
(Please make sure you check the actual product as online images may differ from the actual colors.)




MS18 ●●
AVAILABLE




RP48 ●●
AVAILABLE




RP06 ●●
AVAILABLE BEST



RP52 ●●
AVAILABLE BEST




RP45 ●●
AVAILABLE




RP47 ●●
AVAILABLE




RP46 ●●



RP56 ●●



RP50 ●●
AVAILABLE



RP51 ●●
AVAILABLE

※ 상기 이미지 안의 제품 패턴과 색상은 실제 제품과 차이가 있을 수 있음을 알려드립니다.

※ Please note that the pattern and color of the product in the above image may differ from the actual product.

CLASSIC WOOD

클래식 우드

리얼 우드의 견고한 무늬와 질감부터 촉촉한 촉감까지 그대로 담아 더 자연스럽고 고급스러운 프리미엄 마감재를 경험해 보세요.
Experience our premium finishing materials that offer even more natural and refined design options by flawlessly replicating real wood, from solid patterns and textures to the dewy feel of wood.

PW149

※ 컬러의 단위 무늬(반복 무늬)와 확대 이미지들을 On-Line에서 만나보세요.
(On-Line 상의 이미지들은 실제 색상과 다를 수 있으나, 실물을 반드시 확인해 보세요.)



※ See the unit pattern(repeated pattern) of colors and their enlarged images online.
(Please make sure you check the actual product as online images may differ from the actual colors.)



PW144 **NEW** ● ⓘ

White Oak




PW147 **NEW** ● ⓘ

Rocky Walnut




PW145 **NEW** ● ⓘ
AVAILABLE

White Oak




PW148 **NEW** ● ⓘ

Rocky Walnut



PW146 **NEW** ● ⓘ
AVAILABLE

White Oak



PW149 **NEW** ● ⓘ

Rocky Walnut

※ 상기 이미지 안의 제품 패턴과 색상은 실제 제품과 차이가 있을 수 있음을 알려드립니다.

※ Please note that the pattern and color of the product in the above image may differ from the actual product.

CLASSIC WOOD

클래식 우드




PW123 ● ①
AVAILABLE

Walnut




PW116 ● ①

Standard Oak




PW129 ● ①
AVAILABLE

Aiguille Oak



PW136 ● ①

Eiche



PW105 ● ①

Teak




PW117 ● ①

Standard Oak

※ 컬러의 단위 무늬(반복 무늬)와 확대 이미지를
On-Line에서 만나보세요.
(On-Line 상의 이미지들은 실제 색상과 다를 수
있으나, 실물을 반드시 확인해 보세요.)




※ See the unit pattern(repeated pattern) of colors
and their enlarged images online.
(Please make sure you check the actual product as
online images may differ from the actual colors.)



PW139 ● ①

Olive Ash



PW137 ● ①

Eiche

※ 상기 이미지 안의 제품 패턴과 색상은 실제 제품과 차이가 있을 수 있음을 알려드립니다.
※ Please note that the pattern and color of the product in the above image may differ from the actual product.

CLASSIC WOOD

클래식 우드



PW109 ● ⓘ

Ash



PW130 ● ⓘ

Aiguille Oak



PW133 ● ⓘ

Danish Teak




PW131 ● ⓘ

Aiguille Oak



PW106 ● ⓘ

Teak



PW140 ● ⓘ

Olive Ash

※ 컬러의 단위 무늬(반복 무늬)와 확대 이미지들을
On-Line에서 만나보세요.
(On-Line 상의 이미지들은 실제 색상과 다를 수
있으나, 실물을 반드시 확인해 보세요.)



※ See the unit pattern(repeated pattern) of colors
and their enlarged images online.
(Please make sure you check the actual product as
online images may differ from the actual colors.)



PW119 ● ⓘ
AVAILABLE

Standard Oak




PW102 ● ⓘ

Oak




PW142 ● ⓘ

Soft Walnut



PW103 ● ⓘ

Oak



PW134 ● ⓘ

Danish Teak

※ 상기 이미지 안의 제품 패턴과 색상은 실제 제품과 차이가 있을 수 있음을 알려드립니다.


※ Please note that the pattern and color of the product in the above image may differ from the actual product.

CLASSIC WOOD

클래식 우드




PW118



PW118 ● ①

Standard Oak



PW132 ● ①

Danish Teak

※ 컬러의 단위 무늬(반복 무늬)와 확대 이미지들을 On-Line에서 만나보세요.
(On-Line 상의 이미지들은 실제 색상과 다를 수 있으니, 실물을 반드시 확인해 보세요.)



※ See the unit pattern(repeated pattern) of colors and their enlarged images online.
(Please make sure you check the actual product as online images may differ from the actual colors.)



PW107 ● ①
AVAILABLE

Teak



PW104 ● ①

Oak



PW121 ● ①

Standard Oak




PW124 ● ①
AVAILABLE

Walnut



PW125 ● ①

Walnut



PW115 ● ①

Slab Oak

※ 상기 이미지 간의 제품 패턴과 색상은 실제 제품과 차이가 있을 수 있음을 알려드립니다.

※ Please note that the pattern and color of the product in the above image may differ from the actual product.

CLASSIC WOOD

클래식 우드



PW111 ● ①

Ash



PW112 ● ①

Ash



PW120 ● ①

Standard Oak



PW141 ● ①

Soft Walnut



PW108 ● ①

Teak



PW143 ● ①

Soft Walnut

※ 컬러의 단위 무늬(반복 무늬)와 확대 이미지를
On-Line에서 만나보세요.
(On-Line 상의 이미지들은 실제 색상과 다를 수
있으나, 실물을 반드시 확인해 보세요.)



※ See the unit pattern(repeated pattern) of colors
and their enlarged images online.
(Please make sure you check the actual product as
online images may differ from the actual colors.)




PW135



PW135 ● ①

Danish Teak



PW122 ● ①

Standard Oak

※ 상기 이미지 안의 제품 패턴과 색상은 실제 제품과 차이가 있을 수 있음을 알려드립니다.

※ Please note that the pattern and color of the product in the above image may differ from the actual product.

GENUINE WOOD

제뉴인 우드

빛의 각도에 따른 은은한 변화가 아름다운 나뭇결의 고유한 특성을 담은 제뉴인 우드로 공간에 품격을 더해보세요.
Our Genuine Wood portfolio faithfully replicates the distinctive aesthetics of wood grains that subtly shift with the angle of light, enhancing the sophistication of your space.



GW011

※ 컬러의 단위 무늬(반복 무늬)와 확대 이미지를
On-Line에서 만나보세요.
(On-Line 상의 이미지들은 실제 색상과 다를 수
있으나, 실물을 반드시 확인해 보세요.)




※ See the unit pattern(repeated pattern) of colors
and their enlarged images online.
(Please make sure you check the actual product as
online images may differ from the actual colors.)




GW011 NEW ● ⓘ
AVAILABLE

Comfort Oak



GW010 NEW ● ⓘ

Comfort Oak



GW012 NEW ● ⓘ


Comfort Oak

※ 상기 이미지 간의 제품 패턴과 색상은 실제 제품과 차이가 있을 수 있음을 알려드립니다.

※ Please note that the pattern and color of the product in the above image may differ from the actual product.

GENUINE WOOD

제뉴인 우드



190X154mm

GW002 NEW ● ⓘ
AVAILABLE

Soft Oak



GW001 NEW ● ⓘ

Soft Oak



GW003 NEW ● ⓘ

Soft Oak

※ 컬러의 단위 무늬(반복 무늬)와 확대 이미지를
On-Line에서 만나보세요.
(On-Line 상의 이미지는 실제 색상과 다를 수
있으니, 실물을 반드시 확인해 보세요.)



※ See the unit pattern(repeated pattern) of colors
and their enlarged images online.
(Please make sure you check the actual product as
online images may differ from the actual colors.)



GW013 NEW ● ⓘ

Harmony Oak



GW007 NEW ● ⓘ

Chestnut



※ 상기 이미지 간의 제품 패턴과 색상은 실제 제품과 차이가 있을 수 있음을 알려드립니다.

※ Please note that the pattern and color of the product in the above image may differ from the actual product.

GENUINE WOOD

제뉴인 우드



GW016 NEW ● ⓘ

Zelkova



GW006 NEW ● ⓘ

Crown Ash



GW014 NEW ● ⓘ

Harmony Oak




GW004 NEW ● ⓘ

Crown Ash



GW017 NEW ● ⓘ

Zelkova



GW008 NEW ● ⓘ

Chestnut

※ 컬러의 단위 무늬(반복 무늬)와 확대 이미지들을 On-Line에서 만나보세요.
(On-Line 상의 이미지들은 실제 색상과 다를 수 있으나, 실물을 반드시 확인해 보세요.)



※ See the unit pattern(repeated pattern) of colors and their enlarged images online.
(Please make sure you check the actual product as online images may differ from the actual colors.)



GW004 / SM013

※ 상기 이미지 안의 제품 패턴과 색상은 실제 제품과 차이가 있을 수 있음을 알려드립니다.
※ Please note that the pattern and color of the product in the above image may differ from the actual product.

GENUINE WOOD

제뉴인 우드



GW018 NEW ● ⓘ

Zelkova



GW009 NEW ● ⓘ

Chestnut




GW018


※ 컬러의 단위 무늬(반복 무늬)와 확대 이미지를
On-Line에서 만나보세요.
(On-Line 상의 이미지들은 실제 색상과 다를 수
있으나, 실물을 반드시 확인해 보세요.)



※ See the unit pattern(repeated pattern) of colors
and their enlarged images online.
(Please make sure you check the actual product as
online images may differ from the actual colors.)




GW015



GW005 NEW ● ⓘ

Crown Ash



GW015 NEW ● ⓘ

Harmony Oak

※ 상기 이미지 안의 제품 패턴과 색상은 실제 제품과 차이가 있을 수 있음을 알려드립니다.

※ Please note that the pattern and color of the product in the above image may differ from the actual product.

BIG WOOD

빅우드

반복이 적어 더 리얼한 빅우드 슬랩의 웅장한 패턴으로 나만의 공간을 새롭게 완성해 보세요.
Transform your space with the majestic patterns of our Big Wood slabs, featuring a truly lifelike appearance and feel with minimized pattern repetition.



BW025

50

※ 컬러의 단위 무늬(반복 무늬)와 확대 이미지들을 On-Line에서 만나보세요.
(On-Line 상의 이미지들은 실제 색상과 다를 수 있으니, 실물을 반드시 확인해 보세요.)




※ See the unit pattern(repeated pattern) of colors and their enlarged images online.
(Please make sure you check the actual product as online images may differ from the actual colors.)




BW024 NEW ●

Titanic Oak



BW025 NEW ●

Titanic Oak



BW026 NEW ●

Titanic Oak

※ 상기 이미지 안의 제품 패턴과 색상은 실제 제품과 차이가 있을 수 있음을 알려드립니다.
※ Please note that the pattern and color of the product in the above image may differ from the actual product.

51


BIG WOOD

빅 우드




BW027 **NEW** ●

Smoked Oak



BW028 **NEW** ● ☐

Smoked Oak



BW029 **NEW** ●


Smoked Oak

- ☐ 창호 코디네이션 컬러 WINDOW + BENIF
- ☐ 도어 코디네이션 컬러 DOOR + BENIF
- ☐ 보드 코디네이션 컬러 BORTE + BENIF


※ 컬러의 단위 무늬(반복 무늬)와 확대 이미지들을 On-Line에서 만나보세요.
(On-Line 상의 이미지들은 실제 색상과 다를 수 있으니, 실물을 반드시 확인해 보세요.)



※ See the unit pattern(repeated pattern) of colors and their enlarged images online.
(Please make sure you check the actual product as online images may differ from the actual colors.)




BW022 / BW028



BW003 ●

Walnut



BW022 ●

Big Walnut

※ 상기 이미지 안의 제품 패턴과 색상은 실제 제품과 차이가 있을 수 있음을 알려드립니다.
※ Please note that the pattern and color of the product in the above image may differ from the actual product.

BIG WOOD

빅 우드




BW030 **NEW** ●

Giant Elm



BW031 **NEW** ●

Giant Elm



BW032 **NEW** ●

Giant Elm

※ 컬러의 단위 무늬(반복 무늬)와 확대 이미지들을 On-Line에서 만나보세요.
(On-Line 상의 이미지들은 실제 색상과 다를 수 있으니, 실물을 반드시 확인해 보세요.)



※ See the unit pattern(repeated pattern) of colors and their enlarged images online.
(Please make sure you check the actual product as online images may differ from the actual colors.)



BW020 ●

Big Walnut



BW015 ●

Washed Ash



BW030

※ 상기 이미지 안의 제품 패턴과 색상은 실제 제품과 차이가 있을 수 있음을 알려드립니다.

※ Please note that the pattern and color of the product in the above image may differ from the actual product.

BIG WOOD

빅우드



BW001 ●

Ash



BW016 ●

Big Teak



BW004 / ML89

※ 컬러의 단위 무늬(반복 무늬)와 확대 이미지들을 On-Line에서 만나보세요.
(On-Line 상의 이미지들은 실제 색상과 다를 수 있으니, 실물을 반드시 확인해 보세요.)



※ See the unit pattern(repeated pattern) of colors and their enlarged images online.
(Please make sure you check the actual product as online images may differ from the actual colors.)



BW010 ●

Lauan



BW008 ●

Antique Oak



BW005 ●

Oak




BW013 ●

Lauan



BW021 ●

Big Walnut



BW004 ●

Oak

※ 상기 이미지 안의 제품 패턴과 색상은 실제 제품과 차이가 있을 수 있음을 알려드립니다.

※ Please note that the pattern and color of the product in the above image may differ from the actual product.

BIG WOOD

빅 우드




BW017 ●

Big Teak



BW006 ●

Oak



BW009 ●

Antique Oak



BW011 ●

Lauan



BW018 ●

Big Teak



BW002 ●

Walnut

※ 컬러의 단위 무늬(반복 무늬)와 확대 이미지를
On-Line에서 만나보세요.
(On-Line 상의 이미지들은 실제 색상과 다를 수
있으니, 실물을 반드시 확인해 보세요.)



※ See the unit pattern(repeated pattern) of colors
and their enlarged images online.
(Please make sure you check the actual product as
online images may differ from the actual colors.)




BW012




BW023 ●

Big Walnut



BW019 ●

Big Teak



BW012 ●

Lauan

※ 상기 이미지 간의 제품 패턴과 색상은 실제 제품과 차이가 있을 수 있음을 알려드립니다.

※ Please note that the pattern and color of the product in the above image may differ from the actual product.

TEXTURE WOOD

텍스처 우드

빛의 각도에 따른 변화까지 계산한 섬세한 엠보 기술력으로 만든 텍스처 우드만의 독보적인 입체감을 경험해 보세요.
Our Texture Wood portfolio is crafted with meticulous embossing that even accounts for subtle changes in sync with varying light angles, adding unparalleled dimensionality to your space.



TW008

※ 컬러의 단위 무늬(반복 무늬)와 확대 이미지들을 On-Line에서 만나보세요.
(On-Line 상의 이미지들은 실제 색상과 다를 수 있으니, 실물을 반드시 확인해 보세요.)



※ See the unit pattern(repeated pattern) of colors and their enlarged images online.
(Please make sure you check the actual product as online images may differ from the actual colors.)




TW009 **NEW** ●
AVAILABLE

Valley Oak



TW007 **NEW** ●

Valley Oak



TW008 **NEW** ●

Valley Oak

※ 상기 이미지 안의 제품 패턴과 색상은 실제 제품과 차이가 있을 수 있음을 알려드립니다.
※ Please note that the pattern and color of the product in the above image may differ from the actual product.

TEXTURE WOOD

텍스처 우드




TW004 **NEW** ●

Oxford Oak




TW005 **NEW** ●

Oxford Oak




TW001 **NEW** ●

Calm Oak



TW002 **NEW** ●

Calm Oak



TW006 **NEW** ●
AVAILABLE

Oxford Oak


※ 컬러의 단위 무늬(반복 무늬)와 확대 이미지를
On-Line에서 만나보세요.
(On-Line 상의 이미지들은 실제 색상과 다를 수
있으나, 실물을 반드시 확인해 보세요.)



※ See the unit pattern(repeated pattern) of colors
and their enlarged images online.
(Please make sure you check the actual product as
online images may differ from the actual colors.)



TW003



TW003 **NEW** ●
AVAILABLE


Calm Oak

※ 상기 이미지 안의 제품 패턴과 색상은 실제 제품과 차이가 있을 수 있음을 알려드립니다.
※ Please note that the pattern and color of the product in the above image may differ from the actual product.

PREMIUM WOOD

프리미엄 우드

나무결의 깊이감까지 그대로 살려 더욱 자연스러운 프리미엄 우드로 따스한 분위기를 연출해 보세요.
Our Premium Wood portfolio replicates the authentic aesthetics of wood, flawlessly capturing the depth of wood grains with intricate detail to bring warmth to your space.



NW111 ●●

Ash



NW053 ●●

Teak




NW124 NEW ●●

Creamy



NW114 ●●

Ash



NW099 ●●

Walnut

AVAILABLE BEST

창호 코디네이션 컬러 WINDOW + BENIF

도어 코디네이션 컬러 DOOR + BENIF

보드 코디네이션 컬러 BORTE + BENIF

※ 컬러의 단위 무늬(반복 무늬)와 확대 이미지들을 On-Line에서 만나보세요.
(On-Line 상의 이미지들은 실제 색상과 다를 수 있으니, 실물을 반드시 확인해 보세요.)



※ See the unit pattern(repeated pattern) of colors and their enlarged images online.
(Please make sure you check the actual product as online images may differ from the actual colors.)



NW125




NW112 ●●

Ash



NW073 ●●

Birch



NW041 ●●

White Oak

AVAILABLE




NW102 ●●

Oak



NW071 ●●

Maple



NW125 NEW ●●

Crema

※ 상기 이미지 안의 제품 패턴과 색상은 실제 제품과 차이가 있을 수 있음을 알려드립니다.


※ Please note that the pattern and color of the product in the above image may differ from the actual product.

PREMIUM WOOD

프리미엄 우드




NW057 AVAILABLE Oak




NW032 AVAILABLE Oak




NW038 AVAILABLE BEST Ash






NW078 Teak



NW062 Wizard Grain



NW070 AVAILABLE Ash

-  창호 코디네이션 컬러 WINDOW + BENIF
-  도어 코디네이션 컬러 DOOR + BENIF
-  보드 코디네이션 컬러 BORTE + BENIF

※ 컬러의 단위 무늬(반복 무늬)와 확대 이미지들을 On-Line에서 만나보세요.
(On-Line 상의 이미지들은 실제 색상과 다를 수 있으나, 실물을 반드시 확인해 보세요.)



※ See the unit pattern(repeated pattern) of colors and their enlarged images online.
(Please make sure you check the actual product as online images may differ from the actual colors.)



NW014 Oak




NW085 Oak




NW033 Oak



NW039 Ash




NW088 Teak




NW006 AVAILABLE Amazahoue




NW083 Oak




NW042 White Oak



NW126 NEW Natural Oak



NW043 White Oak




NW089 AVAILABLE Teak


※ 상기 이미지 안의 제품 패턴과 색상은 실제 제품과 차이가 있을 수 있음을 알려드립니다.
※ Please note that the pattern and color of the product in the above image may differ from the actual product.

PREMIUM WOOD


프리미엄 우드



NW044 AVAILABLE Walnut




NW034 AVAILABLE Oak




NW059 AVAILABLE Oak



NW067 AVAILABLE Teak



NW087 AVAILABLE Oak




NW045 AVAILABLE Walnut


※ 컬러의 단위 무늬(반복 무늬)와 확대 이미지를
On-Line에서 만나보세요.
(On-Line 상의 이미지들은 실제 색상과 다를 수
있으나, 실물을 반드시 확인해 보세요.)



※ See the unit pattern(repeated pattern) of colors
and their enlarged images online.
(Please make sure you check the actual product as
online images may differ from the actual colors.)




NW008 AVAILABLE Amazahou




NW046 AVAILABLE Walnut




NW007 AVAILABLE BEST Amazahou




NW060 AVAILABLE Walnut




NW055 AVAILABLE Teak



NW063 AVAILABLE Teak



NW104 AVAILABLE Oak



NW090 AVAILABLE Teak

※ 상기 이미지 안의 제품 패턴과 색상은 실제 제품과 차이가 있을 수 있음을 알려드립니다.

※ Please note that the pattern and color of the product in the above image may differ from the actual product.


PREMIUM WOOD

프리미엄 우드



NW113 ●●

Ash




NW082 ●●
AVAILABLE

Oak




NW127 NEW ●●

Wash Beige



NW100 ●●

Walnut



NW086 ●●
AVAILABLE

Oak



NW113

창호 코디네이션 컬러 WINDOW + BENIF

도어 코디네이션 컬러 DOOR + BENIF

보드 코디네이션 컬러 BORTE + BENIF


※ 컬러의 단위 무늬(반복 무늬)와 확대 이미지를
On-Line에서 만나보세요.
(On-Line 상의 이미지는 실제 색상과 다를 수
있으나, 실물을 반드시 확인해 보세요.)



※ See the unit pattern(repeated pattern) of colors
and their enlarged images online.
(Please make sure you check the actual product as
online images may differ from the actual colors.)




NW109



NW101 ●●

Walnut




NW109 ●●

Teak




NW117 ●●

Brushed Oak




NW084 ●●

Oak




NW123 ●●

Washed Oak



NW068 ●●
AVAILABLE

Padouk



NW017 ●●

Oak

※ 상기 이미지 안의 제품 패턴과 색상은 실제 제품과 차이가 있을 수 있음을 알려드립니다.

※ Please note that the pattern and color of the product in the above image may differ from the actual product.

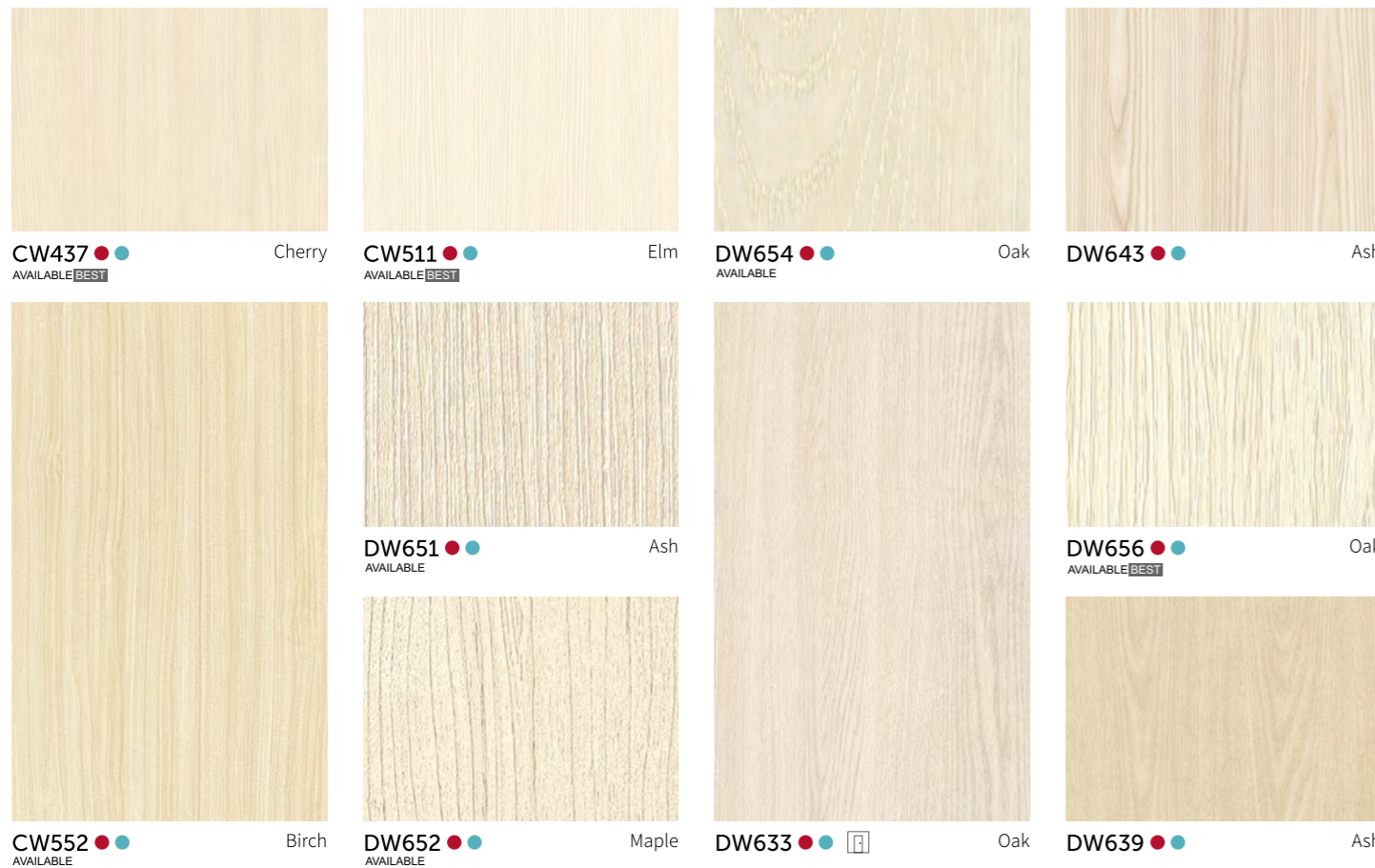
WOOD

우드

종류별, 색감별로 다양한 우드 라인을 준비했습니다. 취향에 맞는 디자인으로 나만의 공간을 만들어보세요.
Our Wood portfolio is enriched with a variety of types and colors, offering a broad range of design solutions tailored to your unique tastes.



DW549 / DW656




- 창호 코디네이션 컬러 WINDOW + BENIF
- 도어 코디네이션 컬러 DOOR + BENIF
- 보드 코디네이션 컬러 BORTE + BENIF


※ 컬러의 단위 무늬(반복 무늬)와 확대 이미지들을 On-Line에서 만나보세요.
(On-Line 상의 이미지들은 실제 색상과 다를 수 있으니, 실물을 반드시 확인해 보세요.)




※ See the unit pattern(repeated pattern) of colors and their enlarged images online.
(Please make sure you check the actual product as online images may differ from the actual colors.)




CW424 ●● Olive Line



CW530 ●● Ash
AVAILABLE



DW406 ●● Wizard Grain
AVAILABLE



CW611 ●● Ash
AVAILABLE BEST




CW530






※ 상기 이미지 안의 제품 패턴과 색상은 실제 제품과 차이가 있을 수 있음을 알려드립니다.
※ Please note that the pattern and color of the product in the above image may differ from the actual product.

WOOD

우드




-  창호 코디네이션 컬러 WINDOW + BENIF
-  도어 코디네이션 컬러 DOOR + BENIF
-  보드 코디네이션 컬러 BORTE + BENIF

※ 컬러의 단위 무늬(반복 무늬)와 확대 이미지들을 On-Line에서 만나보세요.
(On-Line 상의 이미지들은 실제 색상과 다를 수 있으나, 실물을 반드시 확인해 보세요.)



※ See the unit pattern(repeated pattern) of colors and their enlarged images online.
(Please make sure you check the actual product as online images may differ from the actual colors.)



※ 상기 이미지 안의 제품 패턴과 색상은 실제 제품과 차이가 있을 수 있음을 알려드립니다.
※ Please note that the pattern and color of the product in the above image may differ from the actual product.

WOOD

우드



CWAC1



- 창호 코디네이션 컬러 WINDOW + BENIF
- 도어 코디네이션 컬러 DOOR + BENIF
- 보드 코디네이션 컬러 BORTE + BENIF

※ 컬러의 단위 무늬(반복 무늬)와 확대 이미지들을 On-Line에서 만나보세요.
(On-Line 상의 이미지들은 실제 색상과 다를 수 있으니, 실물을 반드시 확인해 보세요.)



※ See the unit pattern(repeated pattern) of colors and their enlarged images online.
(Please make sure you check the actual product as online images may differ from the actual colors.)




DW456

※ 상기 이미지 안의 제품 패턴과 색상은 실제 제품과 차이가 있을 수 있음을 알려드립니다.
※ Please note that the pattern and color of the product in the above image may differ from the actual product.

WOOD


우드



※ 컬러의 단위 무늬(반복 무늬)와 확대 이미지들을 On-Line에서 만나보세요.
(On-Line 상의 이미지들은 실제 색상과 다를 수 있으나, 실물을 반드시 확인해 보세요.)



※ See the unit pattern(repeated pattern) of colors and their enlarged images online.
(Please make sure you check the actual product as online images may differ from the actual colors.)



※ 상기 이미지 안의 제품 패턴과 색상은 실제 제품과 차이가 있을 수 있음을 알려드립니다.

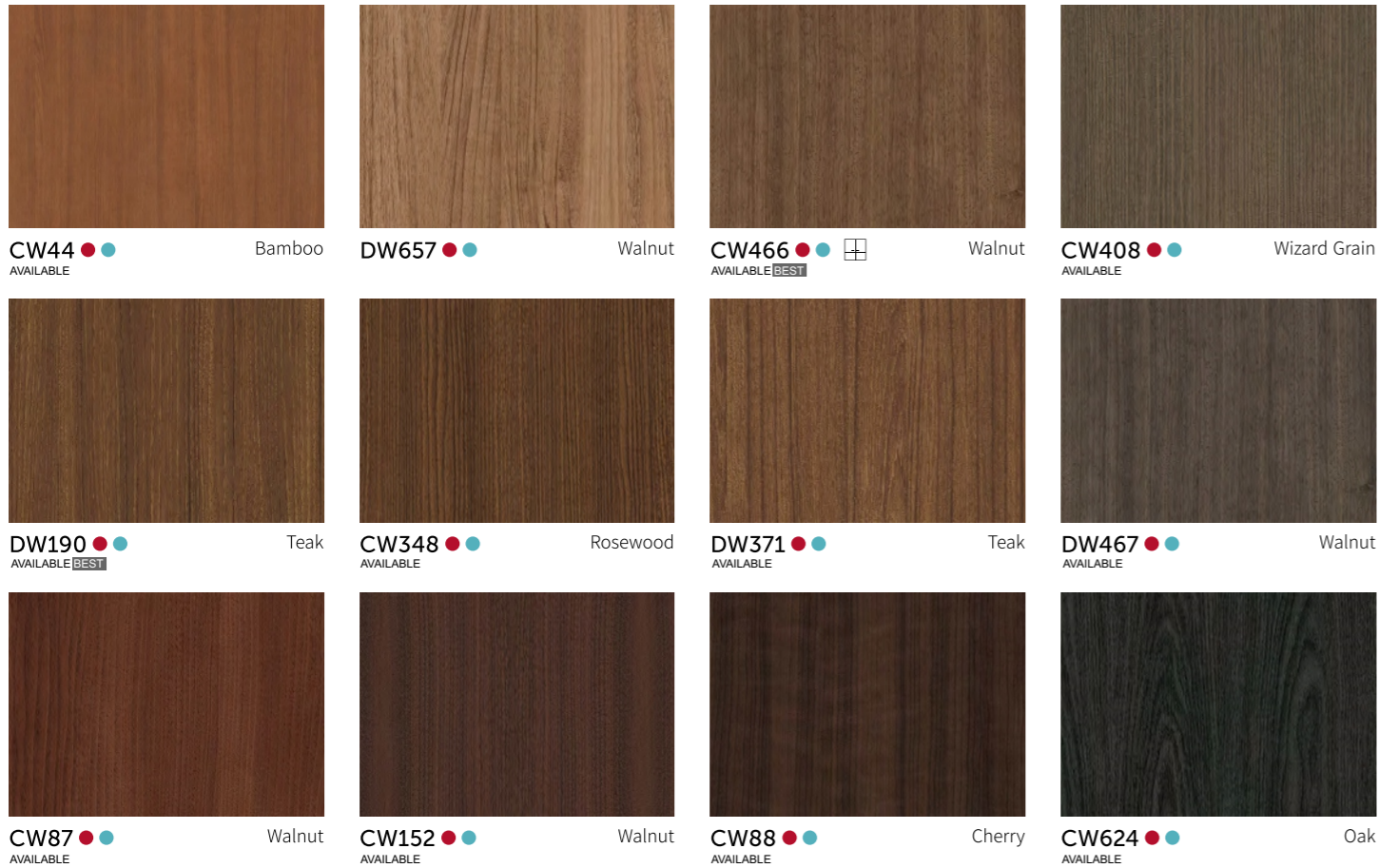
※ Please note that the pattern and color of the product in the above image may differ from the actual product.




WOOD

우드



CW87




-  창호 코디네이션 컬러 WINDOW + BENIF
-  도어 코디네이션 컬러 DOOR + BENIF
-  보드 코디네이션 컬러 BORTE + BENIF

※ 컬러의 단위 무늬(반복 무늬)와 확대 이미지들을 On-Line에서 만나보세요.
(On-Line 상의 이미지들은 실제 색상과 다를 수 있으나, 실물을 반드시 확인해 보세요.)



※ See the unit pattern(repeated pattern) of colors and their enlarged images online.
(Please make sure you check the actual product as online images may differ from the actual colors.)



※ 상기 이미지 안의 제품 패턴과 색상은 실제 제품과 차이가 있을 수 있음을 알려드립니다.
※ Please note that the pattern and color of the product in the above image may differ from the actual product.

BIG STONE

빅 스톤

끝없이 펼쳐진 빅슬랩 스톤을 그대로 담은 듯한 빅 스톤 라인의 섬세한 패턴과 고급스러운 엠보를 만나보세요.
 독보적인 아름다움으로 공간의 품격을 높여줍니다.

Our Big Stone portfolio, faithfully capturing the endlessly-expansive big stone slabs, showcases delicate patterns and refined embossing to enhance the sophistication of your space with its unparalleled aesthetics.



BM007

※ 컬러의 단위 무늬(반복 무늬)와 확대 이미지를 On-Line에서 만나보세요.
 (On-Line 상의 이미지들은 실제 색상과 다를 수 있으니, 실물을 반드시 확인해 보세요.)



※ See the unit pattern(repeated pattern) of colors and their enlarged images online.
 (Please make sure you check the actual product as online images may differ from the actual colors.)



BM016 ●●●
AVAILABLE

Big Travertine




BM001 ●●●
AVAILABLE BEST

Light Marble




BM017 ●●●

Big Travertine



BM008 ●●●
AVAILABLE

Borghini



BM007 ●●●
AVAILABLE

Arabescato



BM010 ●●●
AVAILABLE

Galaxy Marble

※ 상기 이미지 안의 제품 패턴과 색상은 실제 제품과 차이가 있을 수 있음을 알려드립니다.

※ Please note that the pattern and color of the product in the above image may differ from the actual product.

BIG STONE

빅 스톤



BM013
AVAILABLE



BM015
AVAILABLE

Big Granite

Big Granite



BM009
AVAILABLE BEST

Galaxy Marble



BM019
AVAILABLE

Big Granite



BM011
AVAILABLE BEST

Bulky Concrete




BM004

Dark Grey Marble

※ 컬러의 단위 무늬(반복 무늬)와 확대 이미지를
On-Line에서 만나보세요.
(On-Line 상의 이미지들은 실제 색상과 다를 수
있으니, 실물을 반드시 확인해 보세요.)




※ See the unit pattern(repeated pattern) of colors
and their enlarged images online.
(Please make sure you check the actual product as
online images may differ from the actual colors.)



BM012
AVAILABLE

Bulky Concrete



BM006
AVAILABLE

Marquina

※ 상기 이미지 간의 제품 패턴과 색상은 실제 제품과 차이가 있을 수 있음을 알려드립니다.
※ Please note that the pattern and color of the product in the above image may differ from the actual product.

STONE

스톤

각양각색의 석재 디자인들을 최대한 많이 담은 스톤 팔레트에서 나의 취향을 골라보세요.
Our Stone portfolio offers an extensive selection of diverse stone designs to suit your distinctive individual needs.



ML102



ML102 NEW ●



ML103 NEW ●



ML104 NEW ●

※ 컬러의 단위 무늬(반복 무늬)와 확대 이미지를
On-Line에서 만나보세요.
(On-Line 상의 이미지는 실제 색상과 다를 수
있으나, 실물을 반드시 확인해 보세요.)



※ See the unit pattern(repeated pattern) of colors
and their enlarged images online.
(Please make sure you check the actual product as
online images may differ from the actual colors.)




ML89 ●



ML77 ●



ML75 ●



ML91



ML91 ●



ML101 ●

※ 상기 이미지 간의 제품 패턴과 색상은 실제 제품과 차이가 있을 수 있음을 알려드립니다.
※ Please note that the pattern and color of the product in the above image may differ from the actual product.

STONE

스톤



ML99 ●



ML97 ●



ML23 ●
AVAILABLE BEST



ML98 ●
AVAILABLE



ML71 ●
AVAILABLE




NS006 ● ⓘ




NS005 ● ⓘ



ML72 ●
AVAILABLE



ML74 ●
AVAILABLE



ML73 ●

CONCRETE / MORTAR

콘크리트 / 모르타르

인위적으로 가공하지 않아 거칠고 투박한 매력이 특징인 마감으로 공간을 앤틱하고 빈티지하게 꾸며보세요.
Choose from our finishing options characterized by raw, unrefined charm and free from artificial processing to decorate your space with an antique and vintage look and feel.



NS008 NEW ● ⓘ



NS007 NEW ● ⓘ



NS009 NEW ● ⓘ
AVAILABLE



NS010 NEW ● ⓘ
AVAILABLE



ML23 / NS008

※ 상기 이미지 안의 제품 패턴과 색상은 실제 제품과 차이가 있을 수 있음을 알려드립니다.
※ Please note that the pattern and color of the product in the above image may differ from the actual product.

CONCRETE / MORTAR

콘크리트 / 모르타르



EL242



EL240 **NEW** ● ①
AVAILABLE



EL241 **NEW** ● ①
AVAILABLE




EL242 **NEW** ● ①
AVAILABLE

※ 컬러의 단위 무늬(반복 무늬)와 확대 이미지를
On-Line에서 만나보세요.
(On-Line 상의 이미지들은 실제 색상과 다를 수
있으나, 실물을 반드시 확인해 보세요.)



※ See the unit pattern(repeated pattern) of colors
and their enlarged images online.
(Please make sure you check the actual product as
online images may differ from the actual colors.)



ML92 ●



ML93 ●
AVAILABLE




EL178 ● ①
AVAILABLE



EL177 ● ①
AVAILABLE BEST



ML94 ●
AVAILABLE



ML92


※ 상기 이미지 간의 제품 패턴과 색상은 실제 제품과 차이가 있을 수 있음을 알려드립니다.

※ Please note that the pattern and color of the product in the above image may differ from the actual product.

STUCCO

스타코

섬세한 터치감과 생동감 넘치는 아트페인팅 효과가 매력적인 스타코 패턴으로 트렌디한 인테리어를 완성해 보세요.
Experience the captivating art painting effects of our Stucco portfolio: its nuanced tactile feel and vibrant energy provide trendy interior options.



GT001 NEW ● ⓘ
AVAILABLE



GT002 NEW ● ⓘ
AVAILABLE



GT003 NEW ● ⓘ
AVAILABLE



GT001 / GT002


※ 컬러의 단위 무늬(반복 무늬)와 확대 이미지를
On-Line에서 만나보세요.
(On-Line 상의 이미지는 실제 색상과 다를 수
있으니, 실물을 반드시 확인해 보세요.)




※ See the unit pattern(repeated pattern) of colors
and their enlarged images online.
(Please make sure you check the actual product as
online images may differ from the actual colors.)




MLS03




MLS03 ●
AVAILABLE




MLS01 ●




MLS06 ●



MLS02 ●



MLS05 ●



MLS04 ●
AVAILABLE

※ 상기 이미지 안의 제품 패턴과 색상은 실제 제품과 차이가 있을 수 있음을 알려드립니다.

※ Please note that the pattern and color of the product in the above image may differ from the actual product.

MARBLE

마블

유럽풍의 고급 대리석이 선사하는 깨끗함과 우아함으로 공간의 품격을 한 층 업그레이드해 보세요.
Enhance the sophistication of your space with the polished elegance brought to life with our European high-end marble offerings.



ML67 ●
AVAILABLE BEST

ML109 ●



ML67




ML56

※ 컬러의 단위 무늬(반복 무늬)와 확대 이미지를
On-Line에서 만나보세요.
(On-Line 상의 이미지는 실제 색상과 다를 수
있으나, 실물을 반드시 확인해 보세요.)



※ See the unit pattern(repeated pattern) of colors
and their enlarged images online.
(Please make sure you check the actual product as
online images may differ from the actual colors.)




ML56 ●
AVAILABLE BEST




ML57 ●
AVAILABLE



ML96 ●



ML95 ●



ML58 ●
AVAILABLE

※ 상기 이미지 안의 제품 패턴과 색상은 실제 제품과 차이가 있을 수 있음을 알려드립니다.
※ Please note that the pattern and color of the product in the above image may differ from the actual product.


TEXTILE

텍스타일

디테일까지 섬세하게 표현한 직물과 고급스럽게 마감 처리한 텍스타일 시리즈로 공간에 따뜻함을 더해보세요.
Featuring intricate textile details and premium finishes, our Textile portfolio brings warmth to your space.



SF011




SF012 ● ⓘ
AVAILABLE




SF014 ● ⓘ




SF013 ● ⓘ



SF011 ● ⓘ



SF015 ● ⓘ
AVAILABLE



SF016 ● ⓘ

※ 컬러의 단위 무늬(반복 무늬)와 확대 이미지들을 On-Line에서 만나보세요.
(On-Line 상의 이미지들은 실제 색상과 다를 수 있으니, 실물을 반드시 확인해 보세요.)




※ See the unit pattern(repeated pattern) of colors and their enlarged images online.
(Please make sure you check the actual product as online images may differ from the actual colors.)




SF005




SF009 ● ⓘ
AVAILABLE



SF002 ● ⓘ



SF008 ● ⓘ



SF005 ● ⓘ
AVAILABLE

※ 상기 이미지 안의 제품 패턴과 색상은 실제 제품과 차이가 있을 수 있음을 알려드립니다.


※ Please note that the pattern and color of the product in the above image may differ from the actual product.

TEXTILE

텍스타일



ML49 ●
AVAILABLE



ML106 NEW ●



EL235 ● ◎
AVAILABLE




ML47 ●
AVAILABLE BEST



ML45 ●
AVAILABLE




ML105 NEW ●



ML107 NEW ●



ML108 NEW ●




ML48 ●
AVAILABLE

LEATHER


레더

클래식하고 깊이 있는 색감의 부드러운 가죽이 필름으로 재탄생했습니다. 원하는 곳에 부담 없이 매치하여 특별함을 더해보세요.

Emulating supple, classic leather with nuanced colors through the medium of films, our Leather portfolio offers design options that can be easily matched to your desired needs, adding a unique touch to your space.




ML83 ●
AVAILABLE



ML84 ●




ML86 ●
AVAILABLE



ML85 ●



ML87 ●
AVAILABLE



ML88 ●
AVAILABLE

※ 상기 이미지 안의 제품 패턴과 색상은 실제 제품과 차이가 있을 수 있음을 알려드립니다.

※ Please note that the pattern and color of the product in the above image may differ from the actual product.

OUTDOOR

아웃도어

기후 변화에도 견고한 필름으로 철거 없이 건물 외벽을 깔끔하게 리모델링 해보세요.

Our outdoor films, highly resistant to climate change, offer perfect solutions for efficiently remodeling building exteriors without the need for demolition.

※ 컬러의 단위 무늬(반복 무늬)와 확대 이미지들을 On-Line에서 만나보세요.
(On-Line 상의 이미지들은 실제 색상과 다를 수 있으니, 실물을 반드시 확인해 보세요.)



※ See the unit pattern(repeated pattern) of colors and their enlarged images online.
(Please make sure you check the actual product as online images may differ from the actual colors.)




※ OUTDOOR 제품의 좀 더 다양한 컬러를 LX하우스스 EXTERIOR 필름으로 만나보실 수 있습니다. 온라인상에서 확인해 보세요.
제품 주문은 전문 대리점에 문의해 주시기 바랍니다. <https://www.lxhausys.com/gl/products/exterior-foil>


※ A broader spectrum of Outdoor colors is made available through LX Hausys Exterior Film offerings. Explore them online and please contact specialized distributors to place your order. <https://www.lxhausys.com/gl/products/exterior-foil>




US001 / US007 / UP002




US001 **NEW**




US007 **NEW**



US005 **NEW**



US002 **NEW**
AVAILABLE



UP004 **NEW**
AVAILABLE



UP002 **NEW**
AVAILABLE

※ 상기 이미지 안의 제품 패턴과 색상은 실제 제품과 차이가 있을 수 있음을 알려드립니다.

※ Please note that the pattern and color of the product in the above image may differ from the actual product.

✓ CERTIFICATION & TEST REPORT

인증 & 성적서

화재 안전성

LX Z:IN 인테리어필름 BENIF 방염제품은 화재 발생 시 고객의 생명과 안전을 지키기 위해서, 국내 및 해외 화재 안전 공인시험을 통과하여 제품 안전성을 인정받고 있습니다.

건축물



방염성능 검사

한국소방산업기술원에서 형식승인을 받은 방염제를 사용하여 제품을 생산하며, 생산 제품 중 방염성능 검사를 통과한 양품만을 방염인지 표시하여 판매하고 있습니다. (제품별 방염성능검사 합격 성적서 발급)



CE 인증

유럽 연합(EU) 안전성 검증 규격입니다. 화재 전파 속도뿐 아니라 연기 발생 정도와 잔존 불꽃 시간 평가를 통과하여 제품의 안전성을 입증받았습니다. (인증번호 2812-CPR-KA5008, 방염 전 제품 대상)



UKCA 인증

영국에서 요구하는 제품 안전성 및 사용 적합성 검증 규격입니다. 화재 전파성 및 연기발생 정도, 잔존 불꽃 시간 평가를 통과하여 제품의 안전성을 입증 받았습니다. (인증번호 1121-CPR-UK-KA7750, 방염 전 제품 대상)

ASTM 화염 및 연기 확산 시험 검사

한국건설생활환경시험연구원에서 ASTM E84-21a 규격에 의거하여 화염 및 연기 확산 시험을 실시하여 최고 등급 A Class 성능을 확보하였습니다. (성적서 CT23-085727E, 방염 전 제품)

선박



IMO 인증

선박 및 해양 구조물에 사용되는 재료의 표면 가연성 평가하는 국제 기준으로 제품의 화염전파성 및 유독가스 방출량, 열 방출량뿐 아니라 제조공정 심사를 통해 지속적인 생산관리 안정성 기준까지 만족하였습니다. (module B : 74092/A0, module D : SMS.MED2.D/110255/C.0)



- 인증서와 제품 리스트 세부사항들은 QR을 확인해 보세요.

철도

철도 자재용 성능검사

철도 내부 인테리어에 사용되는 PVC 필름에 대해 제품의 화염전파성 및 열 방출률, 유독가스 방출률 등을 EN 45545-2:2013+A1 2015에 근거하여 SGS 국제시험기관에서 Test하여 최고 등급 HL3를 만족하였습니다. (성적서 No. AJFS1906005916FF-01, 방염 전 제품)

환경 친화성

LX Z:IN 인테리어필름 BENIF는 고객 및 시공자 안전과 환경을 생각하여 인체 및 환경에 유해한 물질을 최소화하기 위한 노력을 꾸준히 하고 있으며, 친환경 제품으로 고객과 커뮤니케이션하고 있습니다.

인간 친화성



친환경 건축자재 인증

건축자재의 유해 물질을 측정하여 한국공기청정협회에서 제정한 친환경 건축자재 단계 표준 인증 규정에 의거하여 검증한 시험 결과, 최우수 등급을 확보하였습니다. 단, 식품 접촉 시 안전성 여부는 검증되지 않았으므로 이 점 유의해 주시기 바라며, 인증을 보유하지 않은 컬러가 있으니 인증서를 확인해 주시기 바랍니다. (단체표준 인증서 제 HB2679G22-01호)



유럽 섬유제품 품질 인증

제품/침구/완구/인테리어 자재 등 피부와 접촉이 일어나는 제품에 대해 약 200여 가지의 유해 물질을 검증하는 인증으로, BENIF 일반형(솔리드) 제품은 업계 최초로 본 인증 1등급(Baby Class)을 획득하여 3세 미만의 영유아 장난감 및 의류에 사용해도 되는 수준입니다. (인증번호 SE025 164519 TESTEX)

자연 친화성



환경성적표지 인증

제품의 원료부터 생산, 유통, 사용, 폐기 등 전 과정에 대한 환경 영향도를 평가하여 환경 개선을 유도하는 제도로서, BENIF 우드(CW, DW, FW, SW)는 본 인증을 확보하여 지속적으로 환경 개선을 위해 노력하고 있습니다. (환경성적표지 제 2020-483호)

Fire Safety

LX Hausys Architectural Film BENIF's fire safety is recognized by earning the global fire certifications.

Interior Space



KFI Certification

It is Korean Flame Retardant Certificate. LX Hausys uses fire retardants approved by Korea Fire Institute, and only products that have passed the flame retardant test can be released to the market. (Certificates are issued for products that pass the test)



CE Marking

CE marking indicates that a product has been evaluated to meet EU safety requirements. Our products were tested for the level of smoke generation and the duration of residual flames as well as the speed of fire spread, and were deemed to meet EU's safety requirements.

(Certification No. 2812-CPR-KA5008, for all flame-retardant products)



UKCA Marking

The UKCA marking indicates that a product meets UK government's product safety and usability conformance standards. Our products were tested for fire spread, the level of smoke generation, and the duration of residual flames, and were deemed to satisfy safety requirements. (Certification No. 1121-CPR-UK-KA7750, all flame-retardant products)

ASTM test to assess flame/smoke spread characteristics

Our products were tested by Korea Conformity Laboratories in compliance with the ASTM E84-21a standard for flame and smoke spread, and were granted the highest performance rating of A Class. (Test Report CT23-085727E, all flame-retardant products)

Ship



IMO Certification

The IMO establishes international standards for testing the surface flammability of materials used in ships and offshore structures.

Our products were evaluated not only for flame spread, toxic gas generation, and heat release, but also for manufacturing processes to satisfy continuous production management safety requirements in compliance with these standards. (Module B : 74092/A0, Module D : SMS.MED2.D/110255/C.0)

- Please scan the QR code for detailed information of the certificate and the product list.



Railway

Performance Testing for Railway Materials

Our PVC films used for railway interior purposes were tested by SGS, an international Testing, Inspection and Certification (TIC) company, in conformity with EN 45545-2:2013+A1 2015 for flame spread, heat release, and toxic gas emission, and successfully satisfied the highest HL3 Hazard Level requirements. (Test Report No. AJFS1906005916FF-01, all flame-retardant products)

LX Hausys is constantly striving to minimize substances harmful to the human body and the environment, considering the safety and environment of customers and builders.

Human-Friendliness



Eco-Friendly construction materials certification

We have obtained the highest level in the verification of harmful substances in building materials in accordance with the Healthy Building Material Certification (HB Mark) established by the Korea Air Cleaning Association. However, please note that the safety of these materials in contact with food has not been verified. Also, there are some colors that have not been certified, so please check the certification document for more information. (Group Standard Certification No. HB2679G22-01)



The European textile product quality certification

This certification verifies the absence of approximately 200 harmful substances in products that come into contact with skin, such as general products, bedding, toys, and interior materials. BENIF's Solid colors were the first in the industry to obtain a 1st class certification (Baby Class) under this standard, which confirms their suitability for use in clothing and toys for infants and toddlers under 3 years of age. (Certification No. SE025 164519 TESTEX)

Environment-Friendliness



Environmental Product Declaration (EPD)

It is a system that evaluates the environmental impact of the entire process, spanning raw materials, production, distribution, use, and disposal of certified products, and encourages environmental improvements. BENIF Wood (CW, DW, FW, SW) has obtained this certification and is continuously striving for environmental improvement. (Environmental Product Certification No. 2020-483)

! INSTALLATION INSTRUCTIONS

시공 유의사항

1. 사전 준비 작업

- 필름이 시공되는 피착재(MDF 등)의 종류와 상태를 확인하여 시공 시 문제가 발생될 수 있는지 사전에 점검해야 합니다.
 - MDF의 경우 밀도에 따라 시공 접착력의 차이 및 방염 성능의 차이가 발생하므로 밀도가 균일한 MDF를 사용하도록 합니다.
 - 도장면은 알코올로 표면의 오염물을 제거해야 하며 용제에 의한 도장면의 손상을 확인하고, 요철부위는 퍼티 처리 후 샌드페이퍼로 연마하고 이물질들을 먼지떨이 붓으로 제거해야 합니다.
 - 철판류는 알코올, 락카시나를 이용하여 표면의 오염물질을 제거한 후 용제에 의한 요철부위는 퍼티로 처리하고, 샌드페이퍼로 표면을 연마한 후 이물질들을 먼지떨이 붓으로 제거해야 합니다.
- 소비자가 선정한 제품의 이상 유무(때탄명, 외관 상태 등)에 대해 사전 검수 작업을 해야 합니다.
- 필름 시공은 목 공사 후 도장 및 도배 전 단계에서 시행해야 합니다.

2. 표면 사전 작업

- 필름이 시공될 피착재(MDF 등)의 단면(절단) 부위는 샌드페이퍼로 충분히 연마해야 합니다.
 - 특히 목재류(MDF, PB 등)의 경우, 꺾임 부위 및 메지 부분의 평활도가 중요하므로 반드시 사전 확인 후 표면 상태가 거친 경우에는 충분히 샌드페이퍼로 연마하거나 퍼티 처리 후 시공해야 합니다.

3. 프라이머 처리 (PM-04)

- 필름 시공 시 프라이머는 LX하우스스 전용 수성프라이머(PM-04)를 사용해야 합니다.
- 프라이머 처리 시 피착재 중 목재류(MDF, PB 등)의 절단면은 프라이머 흡수율이 높기 때문에 프라이머를 2~3회 도포할 수 있도록 합니다. 증복 도포는 먼저 도포한 프라이머가 완전히 건조된 후 실시합니다.
- 프라이머의 권장 희석비율과 건조시간은 아래와 같으니 참고해 주시기 바랍니다.

	시기	월	프라이머	물	건조시간(권장)
수성프라이머와 물의 혼합비	동절기	12~3월	1	1	24
	춘추절기	4~5월, 10~11월	1	1.5	12
	하절기	6~9월	1	2	8

4. 시공 방법

- 필름 시공은 반드시 시방서의 시공 지침에 따라 시공해야 하며, 상세 사항은 시공 매뉴얼을 참조하시기 바랍니다. (service.lxhausys.co.kr - 자료실)
- 시공 시 재단된 필름의 절단면이 최대한 보이지 않게 시공해야 합니다.
- 최대한 피착재가 보이지 않도록 필름 시공을 해야 합니다.
- 제품 Lot간 색상 차이가 발생할 수 있으므로 Lot를 구분하여 시공해야 합니다.
- 시공 전 72시간부터 시공 후 48시간까지는 현장 온도를 15~25°C로 유지해야 합니다. 동절기 시, 외부에 제품을 방치할 경우, 기온 하락에 따른 접착력 저하 현상이 발생할 수 있습니다.

5. 특정제품 시공 유의사항

SW, EL	<ul style="list-style-type: none">본 제품들은 표면 필름층이 없고 표면 처리만 되어 있는 제품이므로, 모서리 부위를 양모펠트나 면장갑으로 강하게 문질러 꺾을 시 인쇄층이 손상될 수 있으니 주의해서 사용해야 합니다.표면 처리층으로 인해 필름 겹침 시공 시 슬림이 날 수 있으니, 수성프라이머 PM-04 원액을 도포 후 충분히 건조하여 시공해야 합니다.
SN(SNE)	<ul style="list-style-type: none">외관에 이물질이 들출되지 않도록 부착면에 샌딩 작업을 철저히 하고 MDF 면을 깨끗이 유지한 상태에서 랩핑하기를 추천드립니다.제품 특성상 충분히 표면에 압착하여 붙여야 하며, 꺾임 부위 및 겹침 부위 들뜸이 발생하지 않도록 더 많은 힘을 가해 마무리해 주시기 바랍니다.
PW, SF, NS, GW, GT	<ul style="list-style-type: none">일반 제품에 비해 제품이 두껍고 엠보의 깊이나 형상이 다르므로 프라이머 처리 후 제품을 충분히 표면에 압착하여 붙여야 하며 꺾임 부위 및 겹침 부위 들뜸이 발생하지 않도록 더 많은 힘을 가해 마무리 해주시기 바랍니다.
ST(STE)	<ul style="list-style-type: none">겹침 부위 들뜸이 발생하지 않도록 더 많은 힘을 가해 마무리 해주시기 바랍니다.

6. 기타 주의사항

- 필름 시공은 반드시 시방서의 시공 지침에 따라 시공해야 합니다.
- 시공 방법 및 피착재(MDF 등)에 관하여 시방서와 다른 류의 피착재에 시공할 경우, LX하우스스 및 대리점에 문의하여 시공 가능성을 확인해야 합니다.
 - 아크릴류 피착재에 시공 시 기포가 발생할 수 있으니 LX하우스스 및 대리점에 문의하여 확인 후 시공 바랍니다.
- LX하우스스 인테리어필름의 유통기한은 공장 생산일로부터 2년간 유효합니다. 보관 조건은 높은 온도, 습도를 피하여 주시고, 직사광선이 없는 곳에 보관해 주시기 바랍니다. 온도 20°C, 습도 50%가 가장 적당합니다.
- 이동 및 운송 시, 충격에 의해 제품이 깨질 수 있으니 던지지 마세요.(특히 동절기 각별히 주의)
- 이형지는 가공 및 보관 과정에서 열과 수분에 의해 수축 및 팽창이 일어나므로 이형지 높음은 참조용으로 활용해 주시기 바라며, 재단 시에는 부착면의 실측치보다 여유 있게 재단해 주시기 바랍니다.
- 엠보가 깊은 제품은 시공 시 겹침 부위에 점착제가 도포되는 면적이 적어, 더 강한 압착으로 부착될 수 있게 주의를 기울여야 합니다.

1. Preliminary Work

- It is necessary to check the type and condition of the adherend(MDF, etc.) on which the film is applied to see if any problems may occur during installation.
 - In the case of MDF, it is recommended to use MDF with uniform density, as variations in installation adhesion and flame retardant performance may occur depending on the density.
 - The painted surface should be cleaned with alcohol to remove contaminants and checked for damage by the solvent. The uneven areas should be polished with sandpaper after putting treatment and foreign matters should be removed with a dust brush.
 - For iron plates, after removing contaminants from the surface with alcohol or lacquer, the uneven areas caused by welding should be treated by puttying. Foreign matters should be removed with a dust brush after polishing the surface with sandpaper.
- It is necessary to perform preliminary inspections to see whether the product selected by the consumer has defects. (pattern name, appearance, etc.)
- Film installation should be carried out after carpentry work and before painting and wallpapering.

2. Surface Pre-work

- The cross-section(cutting) part of the adherend(MDF, etc.) where the film will be applied must be sufficiently polished with sandpaper.
 - In particular, in the case of wood(MDF, PB, etc.), the smoothness of bent and joint parts is important. Therefore, if the surface condition is rough after inspecting in advance, it must be sufficiently polished with sandpaper or putty treatment before installation.

3. Primer Treatment (PM-04)

- When applying the film, LX Hausys proprietary water-based primer (PM-04) must be used.
- For the primer treatment, the cut surface of wood(MDF, PB, etc.) among the adherends has a high primer absorption rate, so the primer should be applied 2-3 times. Overlapping is done after the primer applied before has been completely dried.
- Please take note of the recommended dilution ratio and drying time for Primer as provided below.

Ratio of mixing water and water-based primer	Time	Month	Primer	Water	Drying time (recommended)
	Winter season	December - March	1	1	24
	Spring and Autumn season	April - May, October- November	1	1.5	12
	Summer season	June - September	1	2	8

4. Installation Methods

- Film installation must be carried out in accordance with the installation guidelines in the specification sheet, and for further details, please refer to the installation manual.(service.lxhausys.co.kr - reference)
- During installation , the cut surface of the film should not be visible as much as possible.
- Film should be applied in a way that the substrate is not visible as much as possible.
- Color differences may occur between product lots, so it is necessary to sort the lots for installation.
- The site temperature should be maintained at 15~25°C from 72 hours before installation to 48 hours after installation. In winter, if the product is left outside, adhesion may decrease due to a drop in temperature.

5. Installation Instructions for Specific Products

SW, EL	<ul style="list-style-type: none">These products have undergone surface treatment only, and thus do not have any surface film layer. If you strongly rub the corners with wool felt or cotton gloves, the printed layer may be damaged, so please use our product carefully.Due to the surface treatment layer, it may slip when film is overlapped. Therefore, the installation should be done after applying the water-based primer PM-04 undiluted solution and drying it sufficiently.
SN(SNE)	<ul style="list-style-type: none">It is recommended to thoroughly sand the attachment area and ensure the MDF surface is clean before wrapping to prevent any protrusion of foreign substances on the exterior.Given the inherent characteristics of the product, ensure sufficient adhesion between the product and the surface. Apply extra pressure during the finishing process to prevent lifting at folded or overlapping areas.
PW, SF, NS, GW, GT	<ul style="list-style-type: none">When installing products that are thicker and have a different depth or shape of embossing than regular products, it is necessary to apply sufficient pressure to attach the product to the surface after primer treatment. Also, it is important to apply more force to the folding and overlapping areas to prevent any lifting.
ST(STE)	<ul style="list-style-type: none">Apply extra pressure during the finishing process to prevent lifting at overlapping areas.

6. Other Precautions

- Film installation must be carried out according to the installation standards of the specification.
- For installation methods and adherends(MDF, etc.), in case of the installation on a different type of adherend from the specifications, you must contact LX Hausys or a vendor to confirm the feasibility of installation.
 - Air bubbles may occur during installation on acrylic adherends, so please check with LX Hausys or a vendor before installation.
- The shelf life of LX Hausys Architectural Film is valid for two years from the date of factory production. Please store the product in a place away from high temperature and humidity and avoid direct sunlight. The ideal conditions for storage are 20°C temperature and 50% humidity.
- When moving or transporting the product, please avoid dropping it as the product may break due to impact (especially during the winter season).
- Please be advised that release paper may undergo contraction or expansion during processing and storage due to the impact of heat and moisture. We recommend utilizing release paper measurements as a point of reference, and when cutting, we suggest providing extra margin beyond the actual dimensions of the adhering surface.
- For products with deep embossing, special attention should be paid during installation to ensure sufficient adhesion through stronger pressure, as the area of adhesive installation on overlapping parts may be reduced.

Endless transformations for your interiors

Headquarters LX Hausys, Ltd. 98, Huam-ro, Jung-gu, Seoul, Korea, 04637(LG Seoul Station Building) / Email : lxinfo@lxhausys.com / www.lxhausys.com

Sales Corporation / Branch

U.S. (Alpharetta)

LX Hausys America Inc.
3480 Preston Ridge Road, Suite 350, Alpharetta, Georgia 30005
TEL : +1-678-486-8220

EUROPE (Frankfurt)

LX Hausys Europe GmbH
Lyoner Str. 15 Atricom C6, 60528 Frankfurt am Main, Germany
TEL : +49-69-583029-0

RUSSIA (Moscow)

LX Hausys Rus, LLC.
Lesnaya Plaza 8th floor, 4, 4th Lesnoy pereulok, Moscow, 125047, Russia
TEL : +7-495-663-39-58

INDIA (Gurgaon)

LX Hausys India Private Ltd.
7F, Emmar MGF Digital Green, Tower B, Golf Course Ext. Road, Secotor 61,
Gurgaon-122009, Haryana, India
TEL : +91-124-421-2590

CANADA (Toronto)

LX Hausys Canada, Inc.
500 Applewood Cresent, Concord, ON, L4K 4B4, Canada
TEL : +1-905-669-0110

JAPAN (Tokyo)

LX Hausys Tokyo Branch
100-0004 Tokyo Sankei Building 25F, 1-7-2 Otemachi,
Chiyoda-ku, Tokyo, Japan
TEL : +81-3-5299-4533

Authorized Agency / Distributor

TURKIYE

TK Deco Yapı Teknolojileri Limited Şirketi
Yeşilköy Mah. Atatürk Cad.
Dünya Ticaret Merkezi B2 Blok 34149 Kat:8 No: 280 Bakırköy, İstanbul
TEL : +90-212-285-11-01 / +90-535-104-11-91

AUSTRALIA

BLACK FOX GROUP PTY LTD.
17 James Street, South Windsor NSW, Australia
TEL : +61-438-532-226

TAIWAN

TAODE Enterprise Ltd.
Rm. B2, 10F., No. 49, Sec. 3, Minsheng E.
Rd., Zhongshan Dist., Taipei City 104483, Taiwan
TEL : +886-2-3771370

THAILAND

CK Cooperation Co., Ltd.
77/3 Village No.4, Bueng Kham Phroi Sub-District, Lam Luk Ka District,
Pathum Thani Province 12150, Thailand
TEL : +66-95-7982565

VIETNAM

TARA VIET NAM CONSULTING AND DEVELOPMENT., LTD.
Room 302, Sunlight house building, 12 street 1,
Tan Phu ward, District 7, Ho Chi Minh city, Viet Nam
TEL : +84-28-36200047(Office) / +84-9762-10411(Mobile)